



OFFICE OF THE SPECIAL ENVOY FOR HAITI

World Bank: Post-earthquake assistance to Haiti as of December 2011 (in USD millions)

Total resources: 227.2 (for 2010 and 2011)

1. Humanitarian funding

	Earthquake	Cholera	Total:
Pledge	0.0	0.0	0.0
Committed	0.0	0.0	0.0
Disbursed	0.0	0.0	0.0

2. Recovery funding

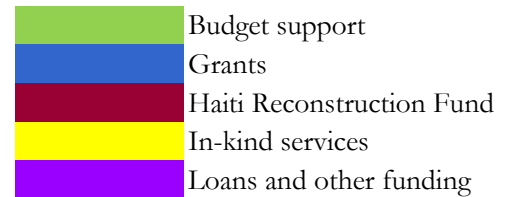
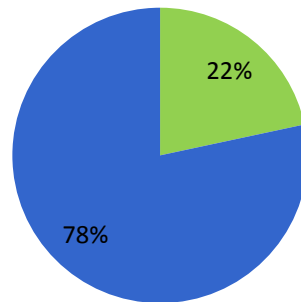
	NY pledge	Other funding	Total:
debt relief)	227.2	0.0	227.2
Committed	319.3	0.0	319.3
Disbursed	196.3	0.0	196.3
Debt relief	0.0	0.0	0.0

3. Modalities of disbursed funding

a) Humanitarian

Not applicable

b) Recovery

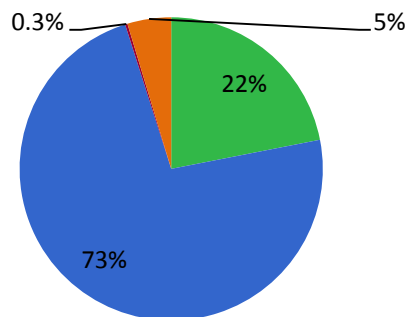


4. Recipients of disbursed funding

a) Humanitarian

Not applicable

b) Recovery



5. Recovery grants and technical cooperation

Grants and technical cooperation disbursements total: 153.7

(Does not include contributions to budget support, the Haiti Reconstruction Fund or loans.)

Primary Sector	Location	Partner	Year	Planned	Committed	Disbursed 2010	Disbursed 2011	Disbursed total
Agriculture	National	MARNDR	Not specified	5.0	3.9	0.5	0.6	1.1
Agriculture	National	MARNDR	2008 - 2013	1.2	0.8	0.1	0.3	0.4
Agriculture	National	GoH (CIAT)	2011-2014	20.0	0.0	0.0	0.0	0.0
Agriculture	National	MARNDR	2012-2017	50.0	50.0	0.0	0.0	0.0
Disaster management & prevent.	National	GoH (MOI)	2005 - 2011	7.2	0.3	4.0	2.9	6.9
Disaster management & prevent.	National	GoH	2009-2012	7.4	3.6	2.6	1.2	3.8
Disaster management & prevent.	National	MICT, MTPTC	2012-2016	60.0	60.0	0.0	0.0	0.0
Education	National	MENFP	2007 - 2012	28.5	1.1	25.1	2.2	27.4
Education	National	MENFP	2010 - 2015	22.0	8.5	11.8	1.8	13.5
Education	National	MENFP	2008 - 2013	4.6	1.8	0.8	1.9	2.7
Education	National	MENFP	2009 - 2011	4.4	1.1	0.4	2.9	3.3
Education	National	MENFP	2012-2015	70.0	70.0	0.0	0.0	0.0
Energy	Port au Prince and large cities of the country	GoH (EDH)	2006 - 2013	9.6	4.6	2.9	2.2	5.0
Energy	Refugee camps	World Bank	2010	0.5	0.0	0.5	0.0	0.5
Health	National	FAES	2011 - 2014	15.0	11.2	0.0	3.8	3.8
Social Protection	Plateau Central	GoH	2011-2012	1.5	1.3	0.1	0.1	0.2
Social sector	Urban	Not specified	2008 - 2014	42.8	34.0	1.3	7.5	8.8
Strengthening the administration	National	Not specified	2006 - 2011	1.5	1.3	0.0	0.3	0.3

Primary Sector	Location	Partner	Year	Planned	Committed	Disbursed 2010	Disbursed 2011	Disbursed total
Territorial and economic rebuilding	Not specified	GoH		21.4	7.8	9.8	3.8	13.5
Transport	North and South-East regions	MPTCT	2006-2013	24.5	6.2	10.1	8.3	18.3
Transport and strengthening the administration	South-West region	MPTCT	2008-2013	18.0	11.2	5.1	1.7	6.8
Transport and strengthening the administration	Port au Prince and surroundings	MEF, MPTCT	2010 - 2013	65.0	33.8	16.4	14.8	31.2
Water and Sanitation	Region South	GoH	2008 - 2011	5.0	2.0	2.1	0.9	3.0
Water and Sanitation	Region South	GoH	2008 - 2011	5.0	4.3	0.4	0.4	0.7
TOTAL				490.1	318.8	93.8	57.5	151.3

Acronyms:

CIAT	Inter-Ministerial Committee for Land Use Planning
EDH	Electricity of Haiti
FAES	Economic and Social Assistance Fund
GoH	Government of Haiti
MARNDR	Ministry of Agriculture, Natural Resources and Rural Development
MEF	Ministry of Finance
MENFP	Ministry of National Education and Professional Development
MoI	Ministry of Interior
MPTCT	Ministry of Public Works