



OFFICE OF THE SPECIAL ENVOY FOR HAITI
VENEZUELA: POST-EARTHQUAKE ASSISTANCE TO HAITI AS OF DECEMBER 2012
(IN USD MILLIONS)

Total resources: 1192.1 (for 2010 to 2012)

1. Humanitarian funding

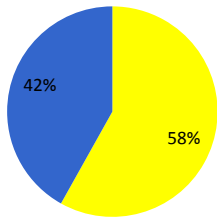
	Earthquake	Cholera	Total:
Pledge	10.1	0.0	10.1
Committed	1.8	0.0	1.8
Disbursed	8.3	0.0	8.3

2. Recovery funding

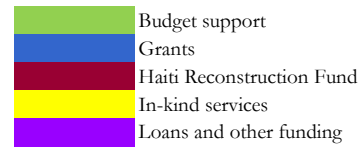
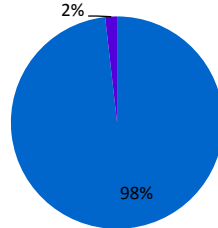
	NY pledge	Other funding	Total:
Pledge (excl. debt relief)	1182.0	0.0	1182.0
Committed	214.6	0.0	214.6
Disbursed	222.6	0.0	222.6
Debt relief	405.5	0.0	405.5

3. Modalities of disbursed funding

a) Humanitarian

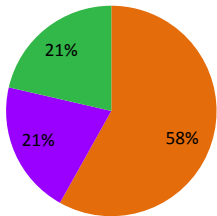


b) Recovery

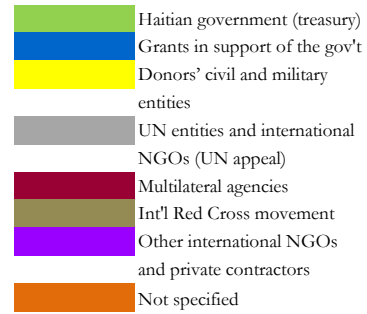
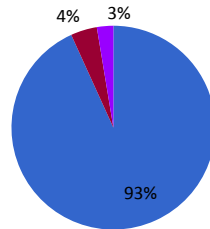


4. Recipients of disbursed funding

a) Humanitarian



b) Recovery



5. Recovery grants and technical cooperation

Grants and technical cooperation disbursements total: 218.6

(Does not include contributions to budget support, the Haiti Reconstruction Fund or loans.)

Primary Sector	Location	Partner	End year	Planned	Committed	Disbursed 2010	Disbursed 2011	Disbursed 2012	Disbursed total
Disaster management & prevent	National	Government of Haiti	2010-2011	6.4	0.3	5.9	0.2	0.0	6.1
Disaster management & prevent	Port au Prince	Government of Haiti	2010-2011	2.2	0.2	1.0	1.0	0.0	2.0
Disaster management & prevent	Ouest Department	Government of Haiti	2010-2011	10.0	0.0	9.8	0.2	0.0	10.0
Disaster management & prevent	Port au Prince	Government of Haiti	2011-2012	15.0	4.3	0.0	10.8	0.0	10.8
Disaster management & prevent	Port au Prince	Government of Haiti	2011-2012	2.8	2.8	0.0	0.0	0.0	0.0
Education	Port au Prince	Government of Haiti	2011-2012	3.0	2.5	0.0	0.4	0.0	0.4
Energy infrastructure	Nord-Est Department	Government of Haiti	2010-2012	6.5	0.0	6.5	0.0	0.0	6.5
Energy infrastructure	Artibonite Department	Government of Haiti	2011-2012	2.0	2.0	0.0	0.0	0.0	0.0
Food security	Artibonite Valley	Organisme de Développement de la Vallée de L'Artibonite	2008 to future years	9.3	5.5	2.2	1.6	0.0	3.8
Health	Port au Prince, Grand Goave, Nippes, Rabotteau, Mirebalais, Aquin, Grand Riviere du Nord, Bassin Bleu	Cuban Medical Mission	2008 - 2010	2.0	0.0	2.0	0.0	0.0	2.0
Health	National	PAHO	2006 to future years	1.0	0.5	0.2	0.4	0.0	0.5
Health	Port au Prince	Government of Haiti	2011-2012	3.2	0.0	0.0	3.2	0.0	3.2
Housing of the population	Not specified	Government of Haiti	2010-2012	11.6	1.7	5.3	4.5	0.0	9.8
Industry, commerce and tourism	Ouest Department	Government of Haiti	2011-2012	2.0	1.0	0.0	1.0	0.0	1.0
Industry, commerce and tourism	Jacmel	Government of Haiti	2011-2012	1.7	0.8	0.0	0.9	0.0	0.9
Not specified	Not specified	UNASUR	2010	12.4	3.6	8.8	0.0	0.0	8.8
Regional hubs and urban development	Lacahobas / Mirebalais	Government of Haiti	2010-2011	3.3	0.0	1.4	1.9	0.0	3.3
Regional hubs and urban development	Ouanaminthe	Government of Haiti	2011-2012	3.0	1.9	0.0	1.1	0.0	1.1

Primary Sector	Location	Partner	End year	Planned	Committed	Disbursed 2010	Disbursed 2011	Disbursed 2012	Disbursed total
Regional hubs and urban development	Nord-Est Department	Government of Haiti	2011-2012	1.0	1.0	0.0	0.0	0.0	0.0
Regional hubs and urban development	Hinche, Centre Department	Government of Haiti	2011-2012	8.0	8.0	0.0	0.0	0.0	0.0
Regional hubs and urban development	Limbe, Nord Department	Government of Haiti	2011-2012	3.5	3.5	0.0	0.0	0.0	0.0
Regional hubs and urban development	Port au Prince	Government of Haiti	2011-2012	22.0	22.0	0.0	0.0	0.0	0.0
Regional hubs and urban development	Port au Prince	Government of Haiti	2011-2012	22.0	22.0	0.0	0.0	0.0	0.0
Stronger central administration	National	Government of Haiti	2011	3.0	0.0	0.0	3.0	0.0	3.0
Stronger central administration	Port au Prince	Government of Haiti	2011	0.8	0.0	0.0	0.8	0.0	0.8
Stronger central administration	Port au Prince	Government of Haiti	2010	3.6	0.0	3.6	0.0	0.0	3.6
Transport	Cap Haitien	Government of Haiti	2010-2012	7.4	1.5	3.1	2.8	0.0	5.9
Transport	Gonaives	Government of Haiti	2010-2012	41.5	4.7	30.1	6.7	0.0	36.8
Transport	Artibonite Department	Government of Haiti	2010-2012	12.9	0.3	6.2	6.4	0.0	12.6
Transport	Nord-Ouest Department	Government of Haiti	2010-2012	22.1	10.1	5.9	6.0	0.0	12.0
Transport	Nippes	Government of Haiti	2010-2012	21.8	5.3	7.4	9.2	0.0	16.6
Transport	Port au Prince	Government of Haiti	2010-2012	23.5	9.3	7.0	7.2	0.0	14.2
Transport	Fort-Liberté	Government of Haiti	2011-2012	2.0	2.0	0.0	0.0	0.0	0.0
Transport	Ouanaminthe	Government of Haiti	2011-2012	3.0	3.0	0.0	0.0	0.0	0.0
Transport	Ouanaminthe	Government of Haiti	2011-2012	0.4	0.4	0.0	0.0	0.0	0.0
Transport	Cap Haitien	Government of Haiti	2011-2012	5.0	4.9	0.0	0.1	0.0	0.1
Transport	Baie de l'Acul / Milot	Government of Haiti	2011-2012	17.4	12.2	0.0	5.2	0.0	5.2
Transport	Gonaives	Government of Haiti	2011-2012	14.0	11.8	0.0	2.2	0.0	2.2
Transport	Artibonite Department	Government of Haiti	2011-2012	3.6	2.0	0.0	1.6	0.0	1.6
Transport	Artibonite Department	Government of Haiti	2011-2012	7.3	0.9	0.0	6.4	0.0	6.4
Transport	Ouest Department	Government of Haiti	2011-2012	25.0	1.7	0.0	23.3	0.0	23.3
Transport	Kentcoff	Government of Haiti	2010-2012	7.2	2.9	1.6	2.7	0.0	4.3
Transport	Ouest Department	Government of Haiti	2011-2012	5.8	5.8	0.0	0.0	0.0	0.0
Transport	Kentcoff	Government of Haiti	2011-2012	2.1	2.1	0.0	0.0	0.0	0.0
Transport	Sud Department	Government of Haiti	2011-2012	1.5	1.5	0.0	0.0	0.0	0.0
Transport	Sud Department	Government of Haiti	2011-2012	7.5	7.5	0.0	0.0	0.0	0.0
Transport	Ouest Department	Government of Haiti	2011-2012	7.0	7.0	0.0	0.0	0.0	0.0

Transport	Ouest Department	Government of Haïti	2011-2012	1.9	1.9	0.0	0.0	0.0	0.0
Transport	Mirebalais	Government of Haïti	2011-2012	1.0	1.0	0.0	0.0	0.0	0.0
Transport	Port au Prince	Government of Haïti	2011-2012	2.0	2.0	0.0	0.0	0.0	0.0
TOTAL				404.2	185.6	107.8	110.7	-	218.6

Acronyms:

PAHO Pan-American Health Organization

UNASUR Union of South American Nations