



OFFICE OF THE SPECIAL ENVOY FOR HAITI
FRANCE POST-EARTHQUAKE ASSISTANCE TO HAITI AS OF DECEMBER 2012
(IN USD MILLIONS)

Total resources: 240.0 (for 2010 to 2012)

1. Humanitarian funding

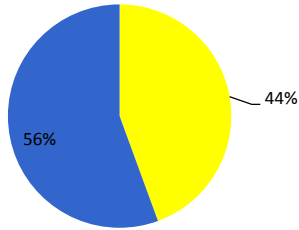
	Earthquake	Cholera	Total:
Pledge	33.5	1.4	34.9
Committed	0.0	0.0	0.0
Disbursed	33.5	1.4	34.9

2. Recovery funding

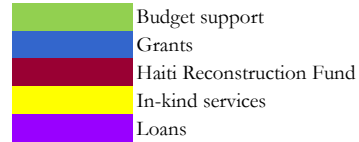
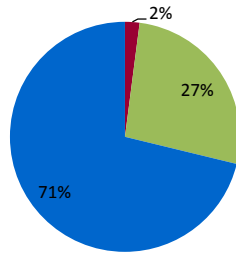
	NY pledge	Other funding	Total:
Pledge (excl. debt relief)	205.1	0.0	205.1
Committed	95.0	0.0	95.0
Disbursed	179.6	0.0	179.6
Debt relief	74.7	0.0	74.7

3. Modalities of disbursed funding

a) Humanitarian

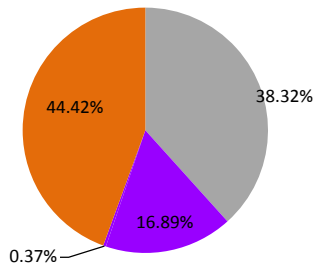


b) Recovery


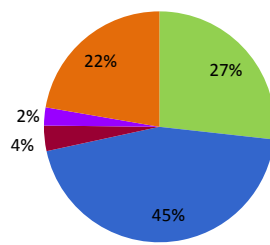


4. Recipients of disbursed funding

a) Humanitarian



b) Recovery



5. Recovery grants and technical cooperation

Grants and technical cooperation disbursements total: 127.9

(Does not include contributions to budget support, the Haiti Reconstruction Fund or loans.)

Primary Sector	Location	Partner	End year	Planned	Committed	Disbursed 2010	Disbursed 2011	Disbursed 2012	Disbursed total
Agriculture	L'Arcahaie, Saint Marc Plateau central	MARNDR	2010 - 2011	5.3	0.4	1.8	0.9	2.3	5.0
Agriculture	South	MARNDR	2012-2015	5.8	5.8	0.0	0.0	0.0	0.0
Agriculture	Nord	Care	2010	0.7	0.5	0.0	0.2	0.0	0.2
Agriculture	South & Westen Centre	MARNDR	2012-2015	9.1	9.1	0.0	0.0	0.0	0.0
Agriculture	Not specified	MARNDR	2010 - 2011	0.4	0.0	0.2	0.2	0.0	0.4
Democratic Institutions	Not specified	OAS	2010 - 2011	0.5	0.0	0.5	0.0	0.0	0.5
Disaster management	Jacmel	Local authorities	2007-2014	11.7	9.2	0.6	0.8	1.2	2.6
Economic rebuilding	Not specified	Not specified	2007-2013	1.5	0.4	0.5	0.2	0.4	1.1
Education	PaP, Cap Haïtien	GoH - Universities	Not specified	4.5	0.0	1.3	3.2	0.0	4.5
Education	PaP, Cap Haïtien	GoH - Universities	Not specified	1.3	0.0	1.3	0.0	0.0	1.3
Education	PaP, Cap Haïtien	GoH - Universities	Not specified	1.5	0.0	1.5	0.0	0.0	1.5
Education	Not specified	MENFP	2008-2011	2.1	0.0	0.3	1.3	0.1	1.7
Education	Not specified	NGOs	2012	3.0	1.0	0.4	0.0	1.6	2.0
Food assistance	Not specified	Not specified (LOCAL)	2010 - 2012	9.4	0.0	1.8	4.3	3.2	9.4
Food assistance	Not specified	WFP	2011 - 2012	2.2	0.0	2.2	0.0	0.0	2.2
Food assistance	Not specified	ACF	2012 - 2012	0.4	0.0	0.4	0.0	0.0	0.4
Health	Not specified	MSPP	2010	0.1	0.0	0.1	0.0	0.0	0.1
Health	PaP	MSPP	2010 - 2014	24.8	24.8	0.0	0.0	0.0	0.0
Health	Not specified	Not specified	2010-2014	7.8	6.2	0.2	0.3	1.1	1.6
Health	Not specified	Not specified	2010 - 2011	0.3	0.0	0.3	0.0	0.0	0.3
Health	Not specified	MSPP	Not specified	1.5	0.0	1.3	0.0	0.2	1.5
Health	Not specified	Not specified	2011	0.0	0.0	0.0	0.0	0.0	0.0
Health	Not specified	Red Cross	2011	0.2	0.0	0.0	0.2	0.0	0.2
Justice and security	Not specified	MoJ	2010 - 2011	3.6	0.0	2.1	1.6	0.0	3.6
Justice and security	Not specified	Not specified	2010 - 2011	1.2	0.5	0.0	0.0	0.6	0.6
Justice and security	Not specified	Not specified	2010 - 2012	19.5	0.0	19.5	0.0	0.0	19.5

Primary Sector	Location	Partner	End year	Planned	Committed	Disbursed 2010	Disbursed 2011	Disbursed 2012	Disbursed total
National planning and local dev	Not specified	CIAT	2010-2012	4.5	3.2	1.3	0.0	0.0	1.3
National planning and local dev	PaP	Local communities	Not specified	1.8	0.0	1.8	0.0	0.0	1.8
National planning and local dev	PaP	Not specified	Not specified	2.3	0.9	1.4	0.0	0.0	1.4
Reconstruction	Not specified	Not specified	2010	0.6	0.0	0.6	0.0	0.0	0.6
Stronger central administration	Not specified	GoH	Not specified	1.9	1.2	0.8	0.0	0.0	0.8
Transport Infrastructure	PaP	GoH Airport Authority	Not specified	0.8	0.0	0.0	0.8	0.0	0.8
Stronger central administration	N/A	MEF	2007-2014	0.9	0.4	0.3	0.1	0.1	0.5
Stronger central administration	Not specified	Not specified	2010 - 2012	4.7	0.6	1.5	1.4	1.2	4.1
Stronger central administration	N/A	MEF	2009-2014	0.5	0.3	0.1	0.2	0.0	0.3
Stronger central administration	N/A	MEF	2010-2013	1.3	1.1	0.0	0.0	0.2	0.2
Transport Infrastructure	Not specified	MTPCT	Not specified	0.5	0.0	0.5	0.0	0.0	0.5
Transport Infrastructure	Cities of Hinche and Cap-Haitien	MTPCT	2010 - 2012	50.0	0.0	50.0	0.0	0.0	50.0
Urban development and Housing	PaP	UCLBP	2010 - 2014	13.6	11.6	0.0	0.9	1.1	2.1
Urban development and Housing	Gonaïves, Cap-Haïtien	Local authorities	2010-20015	7.8	7.2	0.0	0.1	0.5	0.6
Water and sanitation	PaP	Local authorities	2010	1.6	0.0	1.6	0.0	0.0	1.6
Water and sanitation / education	Not specified	DINEPA OREPA	2010	0.4	0.0	0.4	0.0	0.0	0.4
Water and sanitation / capacity building	Léogâne, Gressier, Grand Goâve et Petit Goâve	DINEPA	2010	0.8	0.0	0.8	0.0	0.0	0.8
TOTAL				212.5	84.3	97.4	16.6	13.9	127.9

Acronyms:

CIAT	Inter-Ministerial Committee for Land Use Planning
DINEPA	National Directorate of Water Supply and Sanitation
GoH	Government of Haiti
MARNDR	Ministry of Agriculture, Natural Resources and Rural Development
MENFP	Ministry of National Education and Professional Development
MoJ	Ministry of Justice
MPTCT	Ministry of Public Works
MSPP	Ministry of Public Health and Population
OAS	Organization of American States