



OFFICE OF THE SPECIAL ENVOY FOR HAITI
WORLD BANK: POST-EARTHQUAKE ASSISTANCE TO HAITI AS OF DECEMBER 2012
(IN USD MILLIONS)

Total resources: 307.2 (for 2010 to 2012)

1. Humanitarian funding

	Earthquake	Cholera	Total:
Pledge	0.0	0.0	0.0
Committed	0.0	0.0	0.0
Disbursed	0.0	0.0	0.0

2. Recovery funding

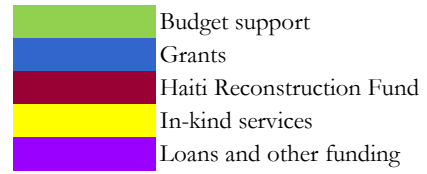
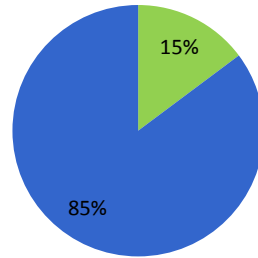
	NY pledge	Other funding	Total:
Pledge (excl. debt relief)	307.2	0.0	307.2
Committed	300.4	0.0	300.4
Disbursed	287.4	0.0	287.4
Debt relief	0.0	0.0	0.0

3. Modalities of disbursed funding

a) Humanitarian

Not applicable

b) Recovery


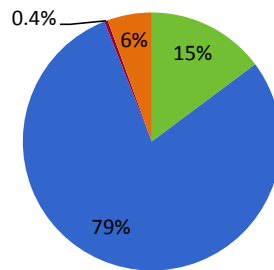


4. Recipients of disbursed funding

a) Humanitarian

Not applicable

b) Recovery



5. Recovery grants and technical cooperation

Grants and technical cooperation disbursements total: 244.9

(Does not include contributions to budget support, the Haiti Reconstruction Fund or loans.)

Primary Sector	Location	Partner	Year	Planned	Committed	Disbursed 2010	Disbursed 2011	Disbursed 2012	Disbursed total
Agriculture	National	GoH (CIAT)	2011-2014	20.0	0.0	0.0	0.0	0.1	0.1
Agriculture	National	MARNDR	Not specified	5.0	3.7	0.3	0.5	0.5	1.3
Agriculture	National	MARNDR	2012-2017	50.0	43.5	0.0	0.0	6.5	6.5
Agriculture	National	MARNDR	2008-2013	1.2	0.1	0.1	0.2	0.7	1.1
Disaster management & prevent.	National	GoH (MOI)	2005 - 2011	7.2	0.0	3.8	2.8	0.6	7.2
Disaster management & prevent.	National	MICT, MIPTC	2012-2016	60.0	56.2	0.0	0.0	3.8	3.8
Disaster management & prevent.	National	GoH	2009-2012	7.4	2.2	2.8	1.5	0.9	5.2
Education	National	MENFP	2010 - 2015	22.0	2.3	11.8	1.8	6.2	19.7
Education	National	MENFP	2012-2015	70.0	53.7	0.0	0.0	16.3	16.3
Education	National	MENFP	2007 - 2012	28.5	0.2	23.7	2.7	1.9	28.3
Education	National	MENFP	2008 - 2013	4.6	0.0	0.8	2.6	1.2	4.5
Education	National	MENFP	2009 - 2011	4.4	0.3	0.4	2.8	0.9	4.1
Energy	Refugee camps	World Bank	2010	0.5	0.0	0.5	0.0	0.0	0.5
Energy	Port au Prince and large cities of the country	GoH (EDH)	2006 - 2013	9.6	2.8	2.7	2.1	2.0	6.8
Finance and Investment	National	BRH	2010-2017	3.0	0.7	0.0	2.3	0.0	2.3
Health	National	FAES	2011 - 2014	15.0	5.5	0.0	6.2	3.3	9.5
Housing	National	UCLBP	2011-2014	0.5	0.4	0.0	0.0	0.1	0.1
Regional Development	North	MEF	2012-2019	65.0	64.6	0.0	0.0	0.4	0.4
Social sector	Urban	BPMAD	2010 - 2013	42.8	26.9	1.2	8.7	5.9	15.8
Social Rebuilding	Port au Prince	BMPAD	2010-2012	2.8	-	0.0	1.4	1.5	2.8
Social Protection	Plateau Central	GoH	2011-2012	1.5	1.2	0.0	0.3	0.0	0.3
Strengthening the administration	National	Not specified	2006 - 2011	0.3	0.1	0.0	0.2	0.0	0.2

Primary Sector	Location	Partner	Year	Planned	Committed	Disbursed 2010	Disbursed 2011	Disbursed 2012	Disbursed total
Transport and strengthening the administration	Port au Prince and surroundings	MEF, MPTCT	2010 - 2013	65.0	14.6	16.8	14.3	19.3	50.4
Transport and strengthening the administration	South-West region	MPTCT	2008-2013	18.0	8.4	4.9	1.6	3.1	9.6
Transport	North and South-East regions	MPTCT	2006-2013	24.5	4.9	9.9	7.9	1.8	19.6
Territorial and economic rebuilding	Not specified	GoH	2005 - 2013	24.4	2.1	9.3	6.0	6.9	22.2
Water and Sanitation	Region South	GoH	2008 - 2011	5.0	2.7	0.4	0.7	1.2	2.3
Water and Sanitation	Region South	GoH	2008 - 2011	5.0	2.0	2.0	1.0	0.0	3.0
Women and Children	Port au Prince	World Bank Executed	2011-2014	2.0	1.2	0.0	0.2	0.5	0.8
TOTAL				565.2	300.4	91.4	68.1	85.5	244.9

Acronyms:

BMDAP	Bureau of Monetization of Development Aid Programs
CIAT	Inter-Ministerial Committee for Land Use Planning
EDH	Electricity of Haiti
FAES	Economic and Social Assistance Fund
GoH	Government of Haiti
MARNDR	Ministry of Agriculture, Natural Resources and Rural Development
MEF	Ministry of Finance
MENFP	Ministry of National Education and Professional Development
MoI	Ministry of Interior
MPTCT	Ministry of Public Works