



**OFFICE OF THE SPECIAL ENVOY FOR HAITI
SPAIN POST-EARTHQUAKE ASSISTANCE TO HAITI AS OF DECEMBER 2012
(IN USD MILLIONS)**

Total resources: 464.7 (for 2010 to 2012)

1. Humanitarian funding

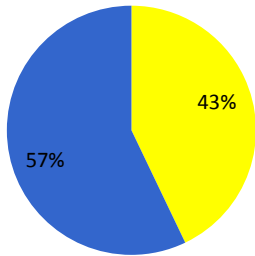
	Earthquake	Cholera	Total:
Pledge	79.4	9.6	89.0
Committed	0.0	0.0	0.0
Disbursed	79.4	9.6	89.0

2. Recovery funding

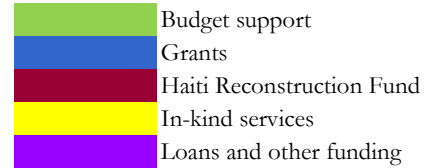
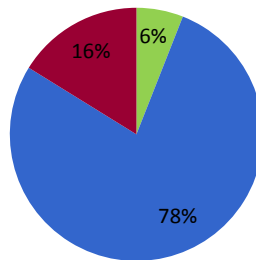
	NY pledge	Other funding	Total:
Pledge (excl. debt relief)	326.9	48.9	375.8
Committed	52.6	0.0	52.6
Disbursed	292.5	33.3	325.8
Debt relief	0.0	0.0	0.0

3. Modalities of disbursed funding

a) Humanitarian

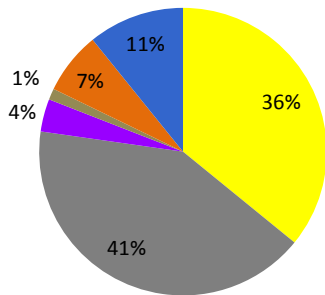


b) Recovery

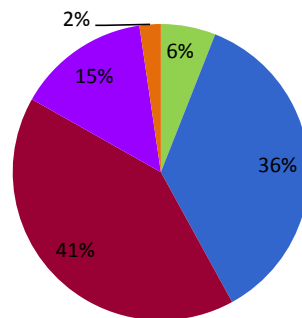


4. Recipients of disbursed funding

a) Humanitarian



b) Recovery



5. Recovery grants and technical cooperation

Grants and technical cooperation disbursements total: 253.6

(Does not include contributions to budget support, the Haiti Reconstruction Fund or loans.)

Primary Sector	Location	Partner	End year	Planned	Committed	Disbursed 2010	Disbursed 2011	Disbursed 2012	Disbursed total
Environment and Agriculture	South East Department	Ministry of Environment and MARND	2011-2012	0.6	0.0	0.0	0.6	0.0	0.6
Culture	Jacmel, Milot, Dondon, San Souci and Ramiers	UNESCO (Spain changed to: "UNESCO+ Culture")	2010-2012 (previously 2011-2012)	1.0	0.0	0.0	1.0	0.0	1.0
Education	National	National University Haiti	2011-2012	0.4	0.2	0.0	0.3	0.0	0.3
Education	National	Ministry of Finance	2010	6.5	0.0	6.5	0.0	0.0	6.5
Education	South East	Fonds D'Assistance Economique and Sociale- MENFP	2010	6.5	0.0	0.0	6.5	0.0	6.5
Education	South East	Fonds D'Assistance Economique and Sociale - MENFP	2010	6.5	6.5	0.0	0.0	0.0	0.0
Education	National	Ministry of Education	2010	0.8	0.0	0.8	0.0	0.0	0.8
Electricity	Not specified	World Bank/GOH	Not specified	0.1	0.0	0.0	0.1	0.0	0.1
Finance and investment	National	IDB	2011-2013	12.2	11.0	0.0	1.2	0.0	1.2
Food assistance and relief	Not specified	Not specified	2009-2013	6.9	0.0	6.9	0.0	0.0	6.9
Food assistance and relief	National	WFP	2010	5.2	0.0	5.2	0.0	0.0	5.2
Food assistance and relief	Not specified	PMA	2009-2013	4.2	0.0	4.2	0.0	0.0	4.2
Health	National	ACNUR	2011-2012	1.3	0.0	0.0	1.3	0.0	1.3
Health	National	Not specified	2011-2012	0.7	0.0	0.0	0.7	0.0	0.7
Housing	Not specified	World Bank/GOH	Not specified	0.3	0.0	0.0	0.3	0.0	0.3
Shelter	Léogane	Red Cross	2010	5.2	0.0	5.2	0.0	0.0	5.2
Not specified	Not specified	Government of Spain	2010-2012	36.0	15.6	15.5	4.9	0.0	20.4

Primary Sector	Location	Partner	End year	Planned	Committed	Disbursed 2010	Disbursed 2011	Disbursed 2012	Disbursed total
Reconstruction: Several Sectors	PaP, South East and border	NGOs	2010-2012	23.1	2.8	12.1	8.2	0.0	20.3
Reconstruction: Several Sectors	PaP, South East and center	GOH	2010-2012	18.0	6.1	3.0	8.8	0.0	11.8
Public Management	Not specified	World Bank/GOH	Not specified	0.3	0.0	0.0	0.3	0.0	0.3
Water and Sanitation	National	DINEPA	2010	90.9	0.0	90.9	0.0	0.0	90.9
Water and Sanitation	Saint Marc, Port de Paix, Les Cayes, Jacmel, Ouanaminthe and Cap Haitien	IDB	2010	26.7	0.0	26.7	0.0	0.0	26.7
Water and Sanitation	Rural areas (Artibonite)	IDB	2009-2013	9.3	0.0	9.3	0.0	0.0	9.3
Water and Sanitation	PaP	IDB	2010	33.3	0.0	33.3	0.0	0.0	33.3
TOTAL				295.8	42.2	219.4	34.2	-	253.6

Acronyms:

DINEPA	National Directorate of Water Supply and Sanitation
GoH	Government of Haiti
IDB	Inter-American Development Bank
MARND	Ministry of Environment and Ministry of Agriculture, Natural Resources and Rural Development
NGO	Non-governmental organization
WFP	World Food Programme
UNESCO	United Nations Educational, Scientific and Cultural Organization
UNHCR	United Nations Commission for Refugees