



**OFFICE OF THE SPECIAL ENVOY FOR HAITI  
NORWAY POST-EARTHQUAKE ASSISTANCE TO HAITI AS OF DECEMBER 2012  
(IN USD MILLIONS)**

**Total resources: 146.2 (for 2010 to 2012)**

**1. Humanitarian funding**

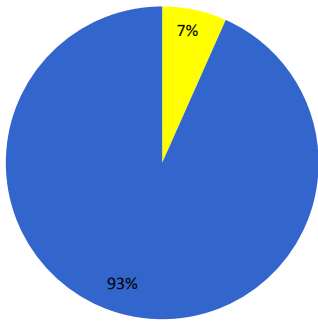
	Earthquake	Cholera	Total:
Pledge	40.7	4.0	44.7
Committed	0.0	2.0	2.0
Disbursed	40.7	2.0	42.7

**2. Recovery funding**

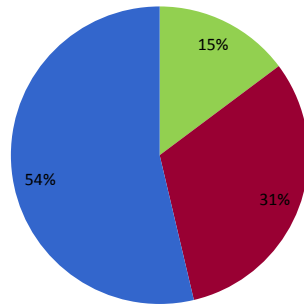
	NY pledge	Other funding	Total:
Pledge (excl. debt relief)	97.5	4.0	101.5
Committed	0.0	0.0	0.0
Disbursed	97.5	4.0	101.5
Debt relief	9.5	0.0	9.5

**3. Modalities of disbursed funding**

a) Humanitarian

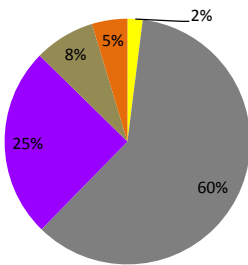


b) Recovery

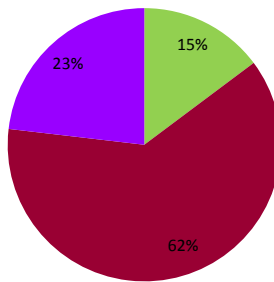


**4. Recipients of disbursed funding**

a) Humanitarian



b) Recovery



## 5. Recovery grants and technical cooperation

### Grants and technical cooperation disbursements total: 54.5

(Does not include contributions to budget support, the Haiti Reconstruction Fund or loans.)

Primary Sector	Location	Partner	End year	Planned	Committed	Disbursed 2010	Disbursed 2011	Disbursed 2012	Disbursed total
Agriculture	South	UNEP	2012	2.5	0.0	0.0	0.0	2.5	2.5
Disaster management	South	UNDP	2012	6.0	0.0	0.0	0.0	6.0	6.0
Democratic institutions	Not specified	OAS	2010	1.0	0.0	1.0	0.0	0.0	1.0
Democratic Institutions	Not specified	NGOs	2010	6.0	0.0	6.0	0.0	0.0	6.0
Democratic institutions	Not specified	NGOs	2011	1.0	0.0	0.0	1.0	0.0	1.0
Democratic Institutions	Not specified	IDEA	2011	1.0	0.0	0.0	1.0	0.0	1.0
Democratic Institutions	Not specified	NDI	2011	2.0	0.0	0.0	2.0	0.0	2.0
Democratic Institutions	National	NGOs	2012	1.0	0.0	0.0	0.0	1.0	1.0
Democratic Institutions	National	NGOs	2012	1.0	0.0	0.0	0.0	1.0	1.0
Disaster management	Not specified	World Bank	2010	1.0	0.0	1.0	0.0	0.0	1.0
Disaster management	South	UNDP	2011	1.0	0.0	0.0	1.0	0.0	1.0
Energy	South/National	UNEP	2012	2.5	0.0	0.0	0.0	2.5	2.5
Environment	Border DR	UN	2012	1.0	0.0	0.0	0.0	1.0	1.0
Governance	Port au Prince	NGOs	2012	1.0	0.0	0.0	0.0	1.0	1.0
Health	South	Cuba brigades	2012	1.0	0.0	0.0	0.0	1.0	1.0
National Planning and Local Development; Energy	South/National	UN	2012	1.0	0.0	0.0	0.0	1.0	1.0
Not specified	Not specified	UN	2010	11.0	0.0	8.0	0.0	3.0	11.0
Not specified	Not specified	Viva Rio	2011	1.5	0.0	0.0	1.5	0.0	1.5
Not specified	Not specified	NGOs	2011	1.0	0.0	0.0	1.0	0.0	1.0
Security	Port au Prince	NGOs	2012	1.5	0.0	0.0	0.0	1.5	1.5
Water and Sanitation	Not specified	NGOs	2011	1.5	0.0	0.0	1.5	0.0	1.5
Women and Children	Not specified	NGOs	2011	1.5	0.0	0.0	1.5	0.0	1.5
Women and Children	Not specified	MINUSTAH	2010	2.5	0.0	1.5	0.0	1.0	2.5
Women and Children	Not specified	MINUSTAH	2011	1.5	0.0	0.0	1.5	0.0	1.5
Women and Children	National	NGOs	2012	1.0	0.0	0.0	0.0	1.0	1.0
Women and Children (Gender-Based Violence)	National	UN	2012	1.5	0.0	0.0	0.0	1.5	1.5
<b>TOTAL</b>				<b>54.5</b>	<b>0.0</b>	<b>17.5</b>	<b>12.0</b>	<b>25.0</b>	<b>54.5</b>

#### Acronyms:

MINUSTAH	United Nations Stabilization Mission in Haiti
NDI	National Democratic Institute
NGO	Non-governmental organization
OAS	Organization of American States
UN	United Nations
UNDP	United Nations Development Programme