



**OFFICE OF THE SPECIAL ENVOY FOR HAITI  
INTER-AMERICAN DEVELOPMENT BANK: POST-EARTHQUAKE ASSISTANCE TO HAITI  
AS OF DECEMBER 2012 (IN USD MILLIONS)**

**Total resources: 744.2 (for 2010 to 2012)**

**1. Humanitarian funding**

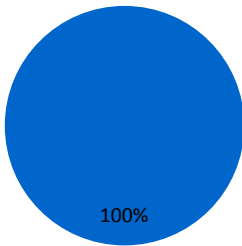
	Earthquake	Cholera	Total:
Pledge	0.2	0.0	<b>0.2</b>
Committed	0.0	0.0	<b>0.0</b>
Disbursed	0.2	0.0	<b>0.2</b>

**2. Recovery funding**

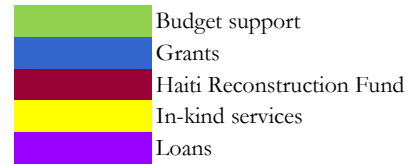
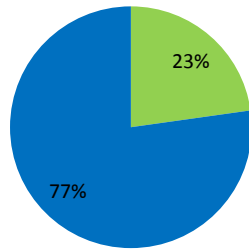
	NY pledge	Other funding	Total:
Pledge (excl. debt relief)	744.0	0.0	<b>744.0</b>
Committed	470.5	0.0	<b>470.5</b>
Disbursed	491.7	0.0	<b>491.7</b>
Debt relief	0.0	0.0	<b>0.0</b>

**3. Modalities of disbursed funding**

a) Humanitarian

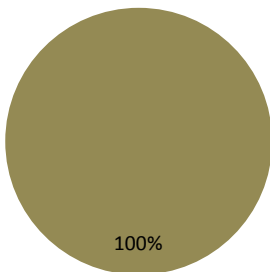


b) Recovery


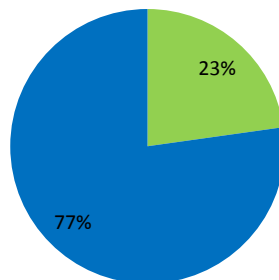


**4. Recipients of disbursed funding**

a) Humanitarian



b) Recovery



## 5. Recovery grants and technical cooperation

**Grants and technical cooperation disbursements total: 379.7**

(Does not include contributions to budget support, the Haiti Reconstruction Fund or loans.)

Primary Sector	Location	Partner	Year	Planned	Committed	Disbursed 2010	Disbursed 2011	Disbursed 2012	Disbursed total
Agriculture	Artibonite Valley	MARNDR	NOV2003-JUN2012	7.6	0.1	3.0	5.3	-0.8	7.5
Agriculture	Lower Artibonite Valley	MARNDR	NOV2007-DEC2012	6.8	0.1	2.2	4.2	0.2	6.7
Agriculture	Ennery-Quinte	MARNDR	JUL2005-DEC2012	19.4	8.8	1.4	3.6	5.6	10.7
Agriculture	National	MARNDR	OCT2006 - DEC2013	15.1	9.7	2.0	1.5	1.9	5.4
Agriculture	National	MARNDR	MAY2012-MAY2017	27.0	27.0	0.0	0.0	0.0	0.0
Agriculture	North, Artibonite	MARNDR	AUGUST2011-JULY2016	15.0	14.6	0.0	0.0	0.4	0.4
Disaster management	National	MDE	OCT2005-SEP2011	2.6	0.3	0.6	1.2	0.5	2.2
Disaster management	National	MDE	JUL2005-SEP2011	3.6	0.9	0.7	0.8	1.2	2.8
Disaster management	National	MARNDR	SEP2009-SEP2014	30.0	26.1	0.7	0.0	3.2	3.9
Education	National	MENFP	SEP1998-OCT2011	0.02	0.0	0.02	0.0	0.0	0.02
Education	National	FAES	JUN2009-APR2011	19.5	0.0	17.3	0.6	1.5	19.5
Education	National	FAES	NOV2011-TBD	50.0	42.7	0.0	0.0	7.3	7.3
Energy	Peligre	MTPTC	DEC2011-DEC2013	20.0	20.0	0.0	0.0	0.0	0.0
Education	10 departments except Nippes and Sud-Est	FAES	NOV2010-JUN2013	50.0	32.8	0.0	16.1	1.1	17.2
Education	National	MENFP	MAY2005-JUN2011	9.8	0.0	2.2	7.0	0.5	9.8
Energy	Peligre	MTPTC	DEC2008 - DEC2013	12.2	3.7	0.3	0.6	7.6	8.5
TRANSPORT	North	MEF (UTE)	JULY2011-JUNE2015	55.0	10.7	0.0	10.9	33.4	44.3
URBAN DEVELOPMENT AND HOUSING	North	MEF (UTE)	OCT2012-JUNE2015	50.0	50.0	0.0	0.0	0.0	0.0
Job creation and training	North	FDI	JULY2011-DEC2015	11.0	11.0	0.0	0.0	0.0	0.0
Energy	Port-au-Prince	MTPTC	DEC2006-JUL2012	16.5	7.1	2.3	5.4	1.7	9.5
Energy	Port-au-Prince	MTPTC	JUL2010-SEP2014	14.0	14.0	0.0	0.0	0.0	0.0
Finance	National	MEF	DEC2006-JUN2011	25.0	25.0	0.0	0.0	0.0	0.0
Finance	National	FDI	SEP2010-APR2013	20.0	14.8	0.0	5.2	0.0	5.2
Health	National	MSPP	DEC2010-JUN2012	14.6	0.1	0.0	14.2	0.4	14.6
Health	National	MSPP	DEC2009-DEC2013	2.5	0.3	0.6	1.0	0.5	2.2
Health	National	MSPP	AUG1998-JUN2011	1.3	0.0	0.5	0.0	0.8	1.3

Primary Sector	Location	Partner	Year	Planned	Committed	Disbursed 2010	Disbursed 2011	Disbursed 2012	Disbursed total
Infrastructure	North	MSPP	SEP2005-JUL2012	26.4	2.4	8.1	8.5	7.4	24.0
Institutional Capacity	National	PRIMATURE	JUL2010-SEP2012	3.0	2.4	0.0	0.0	0.6	0.6
Reconstruction	Port-au-Prince and 9 department capitals	MPCE	JUL2005-MAR2012	15.9	7.4	4.8	2.1	1.6	8.5
Shelter	National	MPCE	APR2010-JUN2013	30.0	19.3	1.7	9.0	0.0	10.7
Strengthening the administration	National	MEF	JUN2005-SEP2011	2.1	0.0	0.9	1.2	0.0	2.1
Strengthening the administration	National	MEF	DEC2006-JUN2012	8.8	5.5	0.4	1.0	1.8	3.2
Transport	National	MTPTC	JUL2010-AUG2013	29.0	0.0	12.2	13.6	3.2	29.0
Transport	South-west Department	MTPTC	NOV2007-DEC2012	87.5	38.8	34.8	7.0	6.8	48.6
Transport	National	MTPTC	MAR1997-JUN2011	0.2	0.0	0.0	0.2	0.0	0.2
Transport	National	MTPTC	JUN2005-JUL2011	19.4	0.0	16.5	2.8	0.2	19.4
Transport	National	MTPTC	DEC2011-TBD	55.0	47.0	0.0	0.0	8.0	8.0
Water and sanitation	Cap Haitien, Les Cayes, Saint Marc, Gonaives, Jeremie, Kenskoff-Laboule, Port de Paix	DINEPA	AUG1998-JUL2011	26.7	4.6	11.0	7.1	3.9	22.0
Water and sanitation	Artibonite, Grand'Anse and Departement de l'ouest.	DINEPA	SEP2006 - MAY2012	13.9	4.5	1.9	3.2	4.4	9.4
Water and sanitation	Cap Haitien, Les Cayes, Saint Marc, Gonaives, Jeremie, Kenskoff-Laboule, Port de Paix	DINEPA	SEP2009-OCT2014	19.0	11.9	0.7	3.3	3.1	7.1
Water and sanitation	Port-au-Prince	DINEPA	JUL2010-AUG2015	15.0	7.2	0.0	2.9	4.9	7.8
<b>TOTAL</b>				<b>850.3</b>	<b>470.5</b>	<b>126.9</b>	<b>139.8</b>	<b>113.1</b>	<b>379.7</b>

Acronyms:

CIAT	Inter-Ministerial Committee for Land Use Planning	MDE	Ministry of the Environment
DINEPA	National Directorate of Water Supply and Sanitation	MEF	Ministry of Finance
EDH	Electricity of Haiti	MENFP	Ministry of National Education and Professional Development
FAES	Economic and Social Assistance Fund	MoI	Ministry of Interior
FDI	Industrial Development Fund	MPCE	Ministry of Planning and External Cooperation
GoH	Government of Haiti	MPTCT	Ministry of Public Works
MARNDR	Ministry of Agriculture, Natural Resources and Rural Development	MSPP	Ministry of Public Health and Population