



**OFFICE OF THE SPECIAL ENVOY FOR HAITI  
EUROPEAN COMMISSION POST-EARTHQUAKE ASSISTANCE TO HAITI  
AS OF DECEMBER 2012 (IN USD MILLIONS)**

**Total resources: 805.5 (for 2010 to 2012)**

**1. Humanitarian funding**

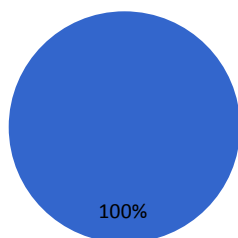
	Earthquake	Cholera	Total:
Pledge	203.5	38.2	<b>241.7</b>
Committed	39.0	3.0	<b>41.9</b>
Disbursed	144.7	35.3	<b>180.0</b>

**2. Recovery funding**

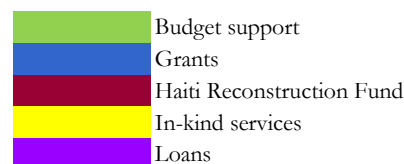
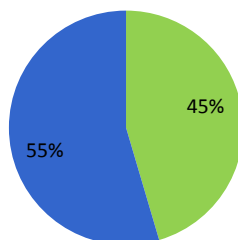
	NY pledge	Other funding	Total:
Pledge (excl. debt relief)	424.2	139.6	<b>563.8</b>
Committed	475.9	92.7	<b>568.6</b>
Disbursed	202.9	25.4	<b>228.3</b>
Debt relief	0.0	0.0	<b>0.0</b>

**3. Modalities of disbursed funding**

a) Humanitarian

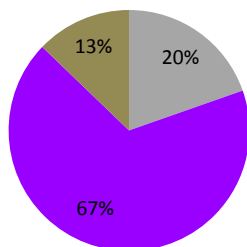


b) Recovery


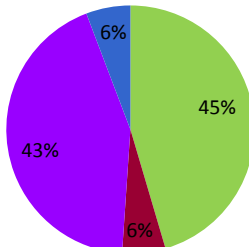


**4. Recipients of disbursed funding**

a) Humanitarian



b) Recovery



## 5. Recovery grants and technical cooperation

**Grants and technical cooperation disbursements total: 124.6**

(Does not include contributions to budget support, the Haiti Reconstruction Fund or loans.)

Primary Sector	Location	Partner	Activity	Planned	Committed	Disbursed 2010	Disbursed 2011	Disbursed 2012	Disbursed total
Agriculture, farming and fishing	Haiti	Caisses populaires	2011-2013	1.3	1.3	-	-	-	-
Agriculture, farming and fishing	Haiti	Caisses populaires	2011-2013	1.3	0.2	-	0.8	0.3	1.1
Culture	Haiti	contractors	2011-2014	4.8	2.3	-	2.4	0.1	2.5
Democratic Institutions (civil society)	Haiti	contractors	2010-2014	10.1	9.0	-	0.2	1.0	1.2
Democratic institutions	Haiti	UNDP	2010-2011	6.5	-	5.8	-	0.6	6.5
Disaster management & prevent.	Haiti	Contractors	2010-2012	19.5	4.2	10.2	-	5.1	15.3
Disaster management & prevent.	Haiti	contractors	2011-2013	4.5	2.4	-	0.6	1.5	2.1
Disaster management & prevent.	Haiti	contractors	2011-2013	9.1	9.1	-	-	-	-
Education	Haiti	Contractors	2010-2012	10.6	10.6	-	-	-	-
Education	Haiti	Contractors	2010-2012	7.5	7.5	-	-	-	-
Housing	Port au Prince	To be confirmed	2011-2013	29.9	22.3	-	-	7.6	7.6
Industry, Commerce and Tourism	Haiti	To be confirmed	2011-2014	11.3	11.3	-	-	-	-
Industry, Commerce and Tourism	Haiti	To be confirmed	2011-2014	5.8	5.3	-	-	0.6	0.6
Industry, Commerce and Tourism	Haiti	To be confirmed	2011-2014	13.0	9.6	-	-	3.4	3.4
Job creation - Cash for work	Port au Prince + secondary cities	UNDP	2010-2011	6.5	0.1	4.2	2.2	-	6.4
National planning and local govt	Haiti	contractors	2010-2014	7.1	5.4	-	-	1.7	1.7
Not specified	To be confirmed	NGOs and private contractors	To be confirmed	9.1	9.1	-	-	-	-

Primary Sector	Location	Partner	Activity	Planned	Committed	Disbursed 2010	Disbursed 2011	Disbursed 2012	Disbursed total
Stronger central administration	Haiti	To be confirmed	2011-2013	4.0	2.4	-	0.7	1.0	1.6
Stronger central administration	Haiti	NAO office	2011-2013	3.8	1.1	0.5	0.6	1.6	2.7
Support to governance	Haiti	To be confirmed	2011-2014	23.4	23.4	-	-	-	-
Regional hubs and urban development	To be confirmed	To be confirmed	2012-2015	90.9	90.9	-	-	-	-
Stronger central administration (infrastructure)	Port au Prince + secondary cities	Contractors	2010-2014	35.1	32.0	-	-	3.1	3.1
Transport	National Road nr 3 - Lascahobas Belledère - Jimani Malpasse	Contractors	2010 - 2014	63.6	60.4	3.3	0.0	-	3.3
Transport	Bridges Mapou and Gaudin	contractors	2010-2011	6.6	1.2	0.3	3.8	1.4	5.4
Transport	Haiti/DR Border	contractors	2011-2013	13.0	13.0	-	-	-	-
Transport	RN3	contractors	2011-2013	35.1	2.3	-	30.4	2.4	32.7
Transport	National Road nr 3 - Lascahobas Belledère - Jimani Malpasse	Contractors	2010 - 2014	188.3	160.9	13.0	0.0	14.4	27.5
<b>TOTAL</b>				<b>621.8</b>	<b>497.3</b>	<b>37.3</b>	<b>41.5</b>	<b>45.8</b>	<b>124.6</b>

Acronyms:

NAO National Authorizing Officer  
 UNDP United Nations Development Programme