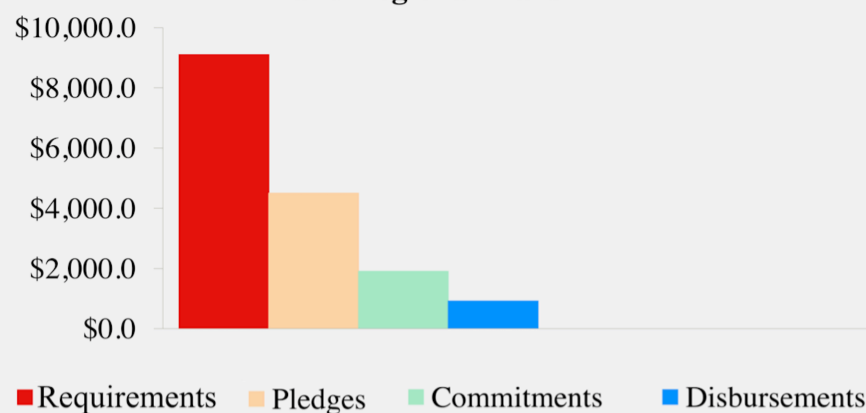


Recipients of Contributions Announced at the United Nations July 2015 International Ebola Recovery Conference

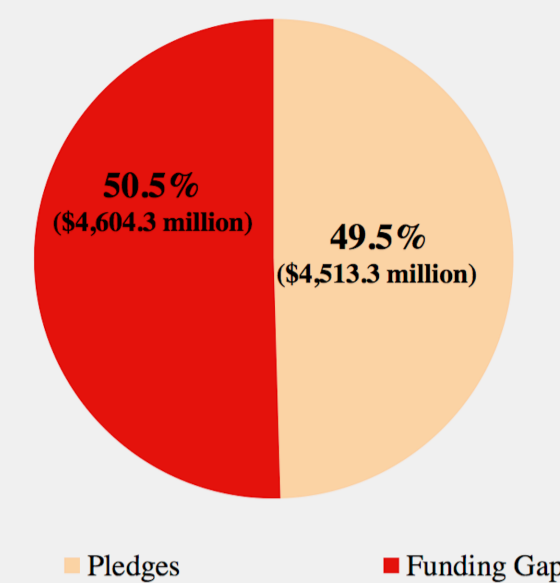
Summary (USD) ¹

Requirements ²
\$9,117.6 million
Total Pledges ³
\$4,513.3 million
Total Commitments ⁴
\$1,956.3 million
Total Disbursements ⁵
\$1,193.3 million
Funding Gap
\$4,604.3 million (in pledges)

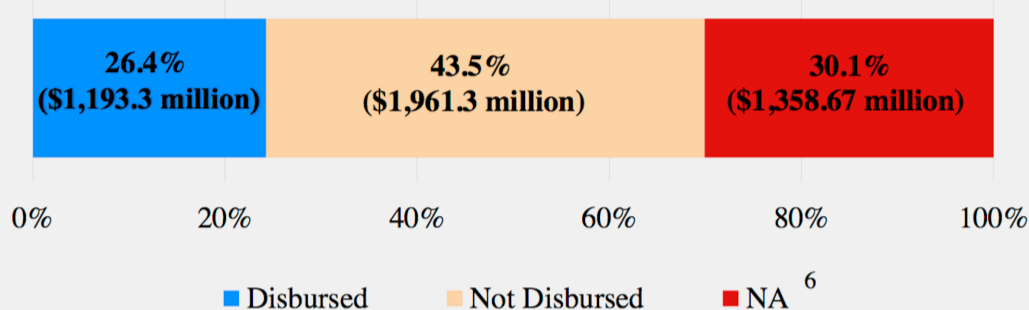
Pledges, Commitments, and Disbursements Toward National and Regional Plans



Pledges Against Requirement



Disbursements as Percentage of Pledges (based on information received from donors)



2015-2017 Total Contributions (USD Millions)				
Recipient	Pledges	Commitments	Disbursements	Percent Disbursed
Guinea	\$1,018.44	\$408.9	\$209.94	20.6%
Liberia	\$1,278.09	\$882.5	\$383.57	30.0%
Sierra Leone	\$1,352.9	\$656.2	\$545.7	40.3%
Mano River Union and Cross-Country Programmes	\$836.3	\$8.7	\$32.1	3.8%
UN Entities	\$27.57*	-	\$22.02	79.9%
Total	\$4,513.5	\$1,956.3	\$1,193.3	26.4%

2015 Total Contributions (USD Millions)				
Recipient	Pledges	Commitments	Disbursements	Percent Disbursed
Guinea	\$390.14	\$116.8	\$75.04	19.2%
Liberia	\$510.59	\$249.8	\$184.97	36.2%
Sierra Leone	\$323.6	\$167.3	\$117.3	36.2%
Mano River Union and Cross-Country Programmes	\$52.9	-	\$2.4	4.5%
UN Entities	\$23.17	-	\$17.62	76.0%
Total	\$1,300.4	\$533.9	\$397.33	30.6%

2016 Total Contributions (USD Millions)				
Recipient	Pledges	Commitments	Disbursements	Percent Disbursed
Guinea	\$197.0	\$105.0	\$50.8	25.8%
Liberia	\$483.9	\$416.5	\$20.1	4.1%
Sierra Leone	\$487.55	\$340.25	\$111.0	22.8%
UN Entities	\$4.4	-	\$4.4	100%
Total	\$1,172.85	\$861.75	\$186.3	15.9%

2017 Total Contributions (USD Millions)				
Recipient	Pledges	Commitments	Disbursements	Percent Disbursed
Sierra Leone	\$146.35	\$65.25	\$81.1	55.4%
Total	\$146.35	\$65.25	\$81.1	55.4%

1. All exchange rates use the Operational Rates of Exchange of the United Nations Treasury as of October 15, 2016.

2. Requirements are outlined in national and regional recovery plans. These include \$2,577.2 million (28.3% of total requirement) from The Republic of Guinea's Post-Ebola Socio-Economic Recovery Strategy (2015-2017); \$1,257.2 million (13.8% of total requirement) from The Republic of Liberia's Economic Stabilization and Recovery Plan (2015-2017); \$1,283.2 million (14% of total requirement) from The Republic of Sierra Leone's National Recovery Strategy (2015-2017); and \$4,000 million (43.9% of total requirement) from The Mano River Union Post-Ebola Socio-economic Recovery Programme.

3. A pledge is a general promise to provide assistance and is usually made for a particular time frame, though not always.

4. Committed (or obligated) funds are those for which projects have been approved or agreements/contracts have been signed or are in the process of being transferred or disbursed. Committed funds are exclusive of disbursed funds.

5. Disbursement is the transfer of funds from a donor to implementing partners (which could be governments, non-governmental organizations, UN entities, or private contractors, among others).

6. The United Nations Office of the Special Adviser on Community Based Medicine and Lessons from Haiti has requested information regarding disbursements from all donors, and will publish any remaining data as soon as it becomes available.

*The \$27.57 million pledged to UN funds and programmes represents contributions announced at the July 2015 International Ebola Recovery Conference only. According to the November 2015 report "Resources for Results V: September 1, 2014 to October 31, 2015," released by the Office of the United Nations Special Envoy on Ebola, a total of \$1,227.95 million was pledged to UN funds and programmes with \$1,157.12 million disbursed. Please note that in addition to the figures above, the World Bank disbursed \$462.5 million to the governments of Guinea, Liberia, and Sierra Leone of which \$193.2 million (41.8%) was regranted to the United Nations funds and programmes.

