

**Summary (USD) <sup>1</sup>**

**Requirements <sup>2</sup>**

\$4,000.0 million

**Total Pledges <sup>3,4</sup>**

\$836.3 million

**Total Commitments <sup>5</sup>**

\$8.7 million

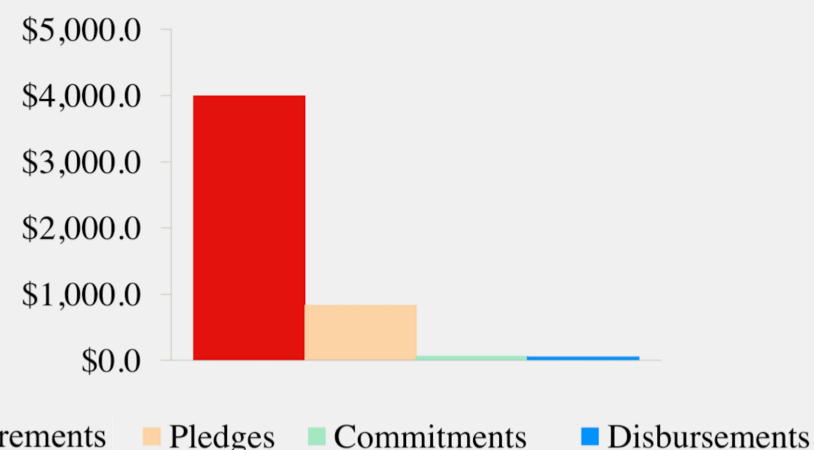
**Total Disbursements <sup>6</sup>**

\$32.1 million

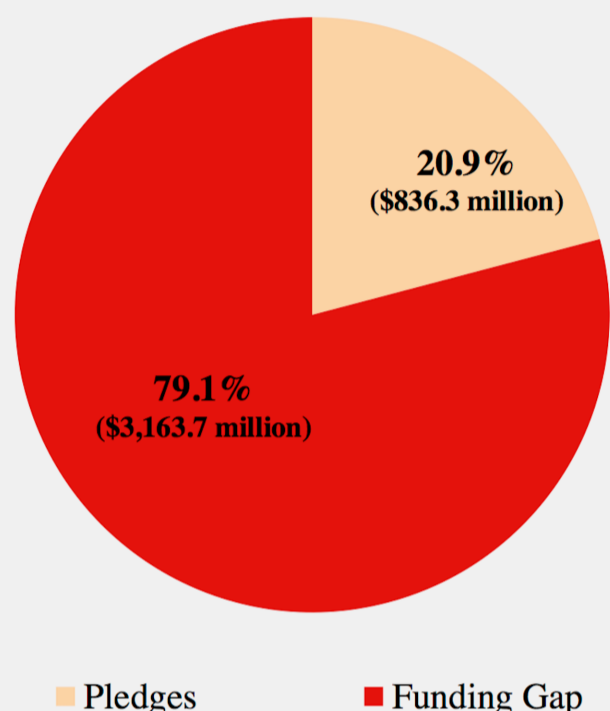
**Funding Gap**

\$3,163.7 million (in pledges)

**Pledges, Commitments, and Disbursements Toward Plan**



**Pledges Against Requirement**

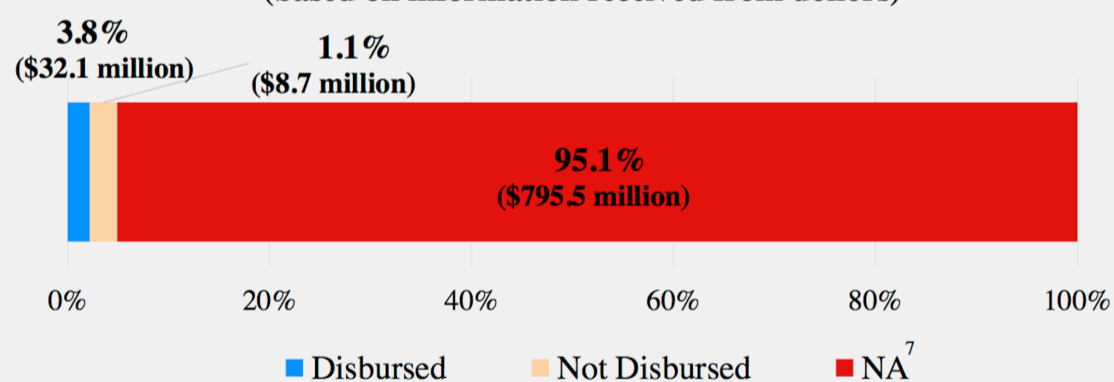


2015-2017 Total Contributions (USD Millions)				
Donor	Pledges	Commitments	Disbursements	Percent Disbursed
African Development Bank	\$745.0	-	-	-
Japan	\$50.5	-	-	-
United States of America	\$29.6	\$8.7	\$20.9	70.6%
European Commission	\$8.8	-	\$8.8	100%
The Netherlands	\$2.4	-	\$2.4	100%
<b>Total</b>	<b>\$836.3</b>	<b>\$8.7</b>	<b>\$32.1</b>	<b>3.8%</b>

**Note:** The table below reflects the yearly breakdown for those donors that were able to provide the United Nations Office of the Special Adviser on Community Based Medicine and Lessons from Haiti with data broken down by year on their pledges, commitments and disbursements. Donors unable to provide such yearly breakdowns include: the African Development Bank (\$745 million); the United States of America (\$29.6 million); and the European Commission (\$8.8 million). As a result, the total amount pledged (\$836.3 million), total amount committed (\$8.7 million) and total amount disbursed (\$32.1 million) is reflected in the 2015-2017 table only.

2015 Total Contributions (USD Millions)				
Donor	Pledges	Commitments	Disbursements	Percent Disbursed
Japan	\$50.5	-	-	-
The Netherlands	\$2.4	-	\$2.4	100%
<b>Total</b>	<b>\$52.9</b>	<b>-</b>	<b>\$2.4</b>	<b>4.5%</b>

**Disbursements as Percentage of Pledges (based on information received from donors)**



1. All exchange rates use the Operational Rates of Exchange of the United Nations Treasury as of October 15, 2016.

2. Requirements were outlined in the Mano River Union's Post-Ebola Socio-economic Recovery Programme published in June 2015.

3. A pledge is a general promise to provide assistance and is usually made for a particular time frame, though not always.

4. The following donors indicated Ebola-related contributions prior to the July 2015 International Ebola Recovery Conference: the European Commission (\$75.5 million); Germany (\$214.1 million); and Japan (\$105.9 million).

5. Committed (or obligated) funds are those for which projects have been approved or agreements/contracts have been signed or are in the process of being disbursed. Committed funds are exclusive of disbursed funds.

6. Disbursement is the transfer of funds from a donor to implementing partners (which could be governments, non-governmental organizations, UN entities, or private contractors, among others).

7. The United Nations Office of the Special Adviser on Community Based Medicine and Lessons from Haiti has requested information regarding disbursements from all donors, and will publish any remaining data as soon as it becomes available.

