

Summary (USD) ¹

Requirements ²

\$1,257.2 million

Total Pledges ^{3,4}

\$1,278.09 million

Total Commitments ⁵

\$863.3 million

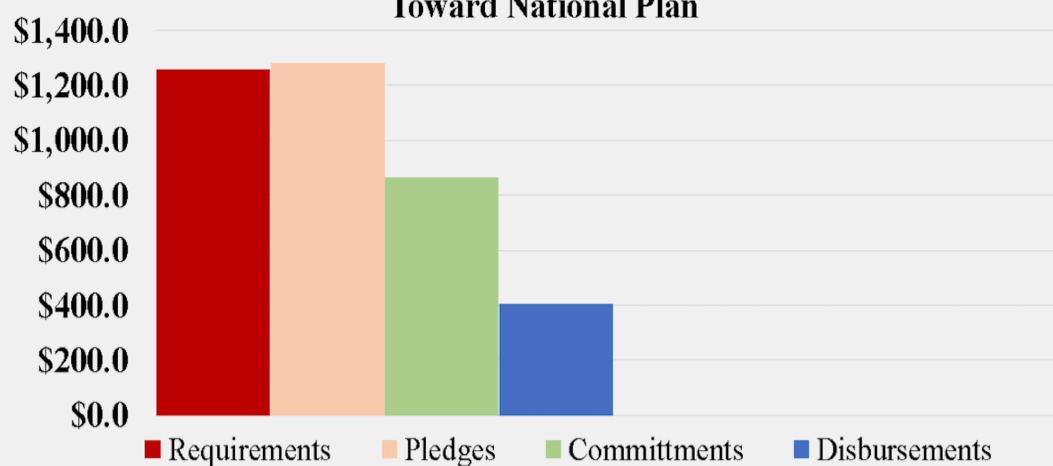
Total Disbursements ⁶

\$402.77 million

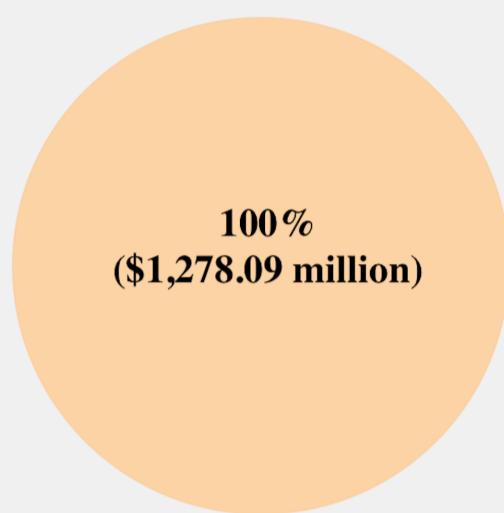
Funding Gap

\$0.0 million (in pledges)

**Pledges, Commitments, and Disbursements
Toward National Plan**



Pledges Against Requirement

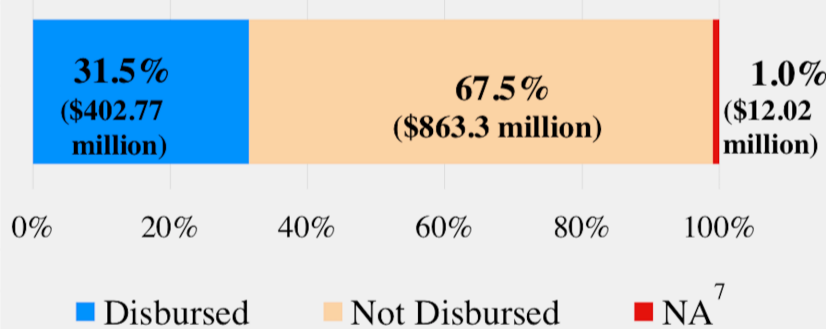


■ Pledges ■ Funding Gap

2015-2017 Total Contributions (USD Millions)				
Donor	Pledges	Commitments	Disbursements	Percent Disbursed
World Bank ⁸	\$854.9	\$659.0	\$195.9	22.9%
United States of America	\$150.0	\$88.2	\$61.8	41.2%
European Commission	\$133.60	\$35.4	\$98.2	73.5%
Germany	\$111.1	\$80.7	\$30.4	27.4%
Japan	\$11.4	-	-	-
United Kingdom	\$10.5	-	\$10.5	100.0%
Ireland	\$5.97	-	\$5.97	100%
Spain	\$0.62	-	-	-
Total	\$1,278.09	\$863.3	\$402.77	31.5%

Note: The tables below reflect the yearly breakdown for those donors that were able to provide the United Nations Office of the Special Adviser on Community Based Medicine and Lessons from Haiti with data broken down by year on their pledges, commitments and disbursements. Donors unable to provide such yearly breakdowns include: the European Commission (\$133.6 million), and the United States (\$150 million). As a result, the total amount pledged (\$1,278.09 million), total amount committed (\$863.3 million), and total amount disbursed (\$402.77 million) is reflected in the 2015-2017 table but not in the sums of the 2015, 2016, and 2017 pledges, commitments, and disbursements.

**Disbursements as Percentage of Pledges
(based on information received from donors)**



2015 Contributions (USD Millions)				
Donor	Pledges	Commitments	Disbursements	Percent Disbursed
World Bank	\$425.6	\$249.8	\$175.8	41.3%
Germany	\$63.8	-	-	-
Japan	\$11.4	-	-	-
Ireland	\$5.97	-	\$5.97	100%
United Kingdom	\$3.2	-	\$3.2	100%
Spain	\$0.62	-	-	-
Total	\$510.59	\$249.8	\$184.97	36.2%

2016 Contributions (USD Millions)				
Donor	Pledges	Commitments	Disbursements	Percent Disbursed
World Bank	\$429.3	\$409.2	\$20.1	4.7%
Germany	\$47.3	-	-	-
Total	\$476.6	\$409.2	\$20.1	4.2%

2017 Contributions (USD Millions)				
Donor	Pledges	Commitments	Disbursements	Percent Disbursed
United Kingdom	\$7.3	-	\$7.3	100.0%
Total	\$7.3	-	\$7.3	100.0%

1. All exchange rates use the Operational Rates of Exchange of the United Nations Treasury as of October 15, 2016.

2. Requirements were outlined in the Republic of Liberia's Economic Stabilization and Recovery Plan (2015-2017) published in June 2015.

3. A pledge is a general promise to provide assistance and is usually made for a particular time frame, though not always.

4. The following donors indicated Ebola-related contributions prior to the July 2015 International Ebola Recovery Conference: the European Commission (\$70.4 million); Germany (\$12.5 million); Ireland (\$13 million); Japan (\$24.2 million); Republic of Korea (\$0.05 million); and Spain (\$2.6 million).

5. Committed (or obligated) funds are those for which projects have been approved or agreements/contracts have been signed or are in the process of being transferred or disbursed. Committed funds are exclusive of disbursed funds.

6. Disbursement is the transfer of funds from a donor to implementing partners (which could be governments, non-governmental organizations, UN entities, or private contractors, among others).

7. The United Nations Office of the Special Adviser on Community Based Medicine and Lessons from Haiti has requested information regarding disbursements from all donors, and will publish any remaining data as soon as it becomes available.

8. Of the \$195.9 million the World Bank disbursed to Liberia's public sector, \$71.4 million was then transferred to United Nations funds and programmes.

